

MT Doors:

MT3 Door DT3 Drawer

MT Stile/Rail (Door) Multiwood Panel DT Stile/Rail (Drawer)

3" (76.2mm) 1 7/8" (47.6mm)

MT1 Door MT Stile/Rail + Ply Panel

MTC Door MT Stile/Rail + Cove Panel

MTP Door MT Stile/Rail + Pearl Panel

MTS Door MT Stile/Rail + Soft Panel

MTB Door MT Stile/Rail + Bevel Panel

MTR Door MT Stile/Rail + Reversed Panel (Available in Beaded or V-Groove)

Minimum Sizes		
Codes	Height & Width	
MT1	169mm	6 5/8
MT3	202mm	7 15/16
MTC	207mm	8 1/8
MTR	200mm	7 7/8
MTP,MTB,MTS	223mm	8 3/4
DT1	127mm	5
DT3	145mm	5 11/16
DTC	150mm	5 7/8
DTR	143mm	5 5/8
DTP,DTB,DTs	166mm	6 1/2

See Page 3 for Frame Options. For Full Size Rail Drawer Fronts, Add Suffix "HG" to Door Code

MN Doors:

MN3 Door DN3 Drawer

MN Stile/Rail (Door) Multiwood Panel DN Stile/Rail (Drawer)

3" (76.2mm) 1 3/4" (44.5mm)

MN1 Door MN Stile/Rail + Ply Panel

MNC Door MN Stile/Rail + Cove Panel

MNP Door MN Stile/Rail + Pearl Panel

MNS Door MN Stile/Rail + Soft Panel

MNB Door MN Stile/Rail + Bevel Panel

MNR Door MN Stile/Rail + Reversed Panel (Available in Beaded or V-Groove)

Minimum Sizes		
Codes	Height & Width	
MN1	169mm	6 5/8
MN3	202mm	7 15/16
MNC	207mm	8 1/8
MNR	200mm	7 7/8
MNP,MNB,MNS	223mm	8 3/4
DN1	127mm	5
DN3	139mm	5 7/16
DNC	143mm	5 5/8
DNR	137mm	5 3/8
DNP,DNB,DNS	159mm	6 1/4

See Page 3 for Frame Options. For Full Size Rail Drawer Fronts, Add Suffix "HG" to Door Code

MR Doors:

MR3 Door DR3 Drawer

MR Stile/Rail (Door) Multiwood Panel DR Stile/Rail (Drawer)

2 1/4" (57.2mm) 1 3/4" (44.5mm)

MR1 Door MR Stile/Rail + Ply Panel

MRC Door MR Stile/Rail + Cove Panel

MRP Door MR Stile/Rail + Pearl Panel

MRS Door MR Stile/Rail + Soft Panel

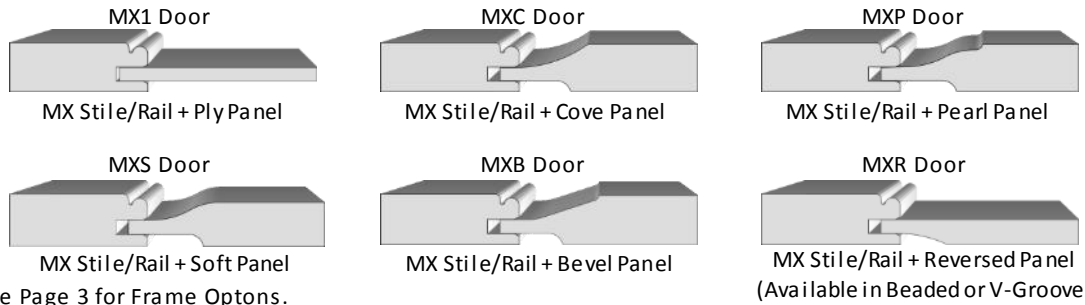
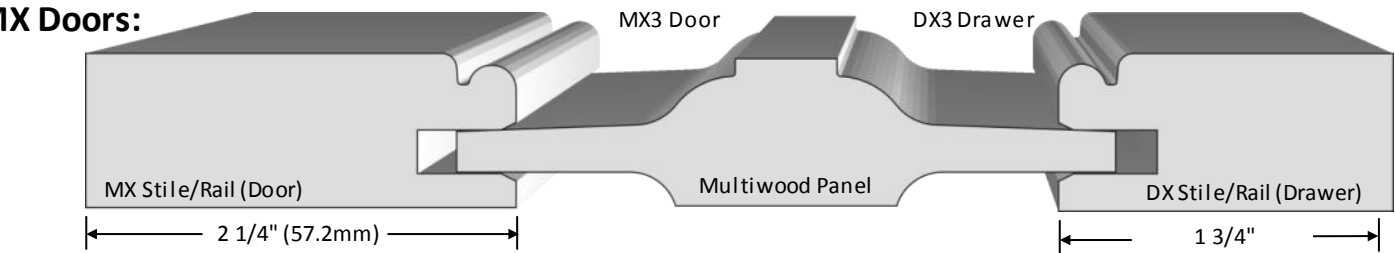
MRB Door MR Stile/Rail + Bevel Panel

MRR Door MR Stile/Rail + Reversed Panel (Available in Beaded or V-Groove)

Minimum Sizes		
Codes	Height & Width	
MR1	131mm	5 1/8
MR3	164mm	6 7/16
MRC	169mm	5 5/8
MRR	162mm	6 3/8
MRP,MRB,MRS	185mm	7 1/4
DR1	127mm	5
DR3	139mm	5 7/16
DRC	143mm	5 5/8
DRR	137mm	5 3/8
DRP,DRB,DRS	159mm	6 1/4

See Page 3 for Frame Options. For Full Size Rail Drawer Fronts, Add Suffix "HG" to Door Code

MX Doors:

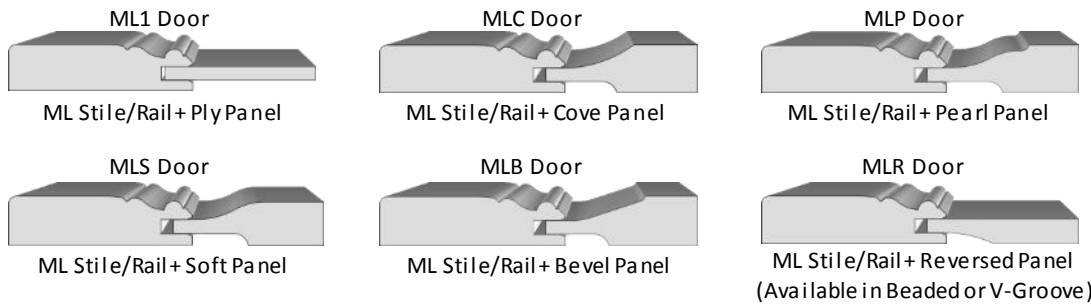
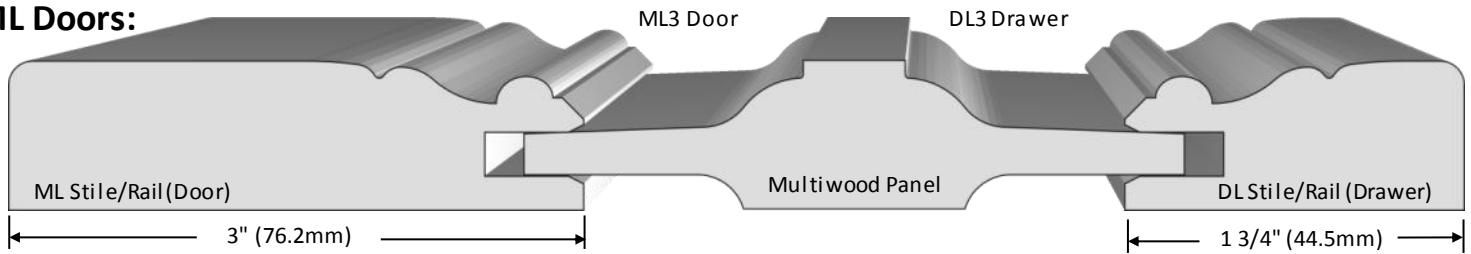


Minimum Sizes		
Codes	Height & Width	
MX1	131mm	5 1/8
MX3	164mm	6 7/16
MXC	169mm	5 5/8
MXR	162mm	6 3/8
MXP, MXB, MXS	185mm	7 1/4
DX1	127mm	5
DX3	139mm	5 7/16
DXC	143mm	5 5/8
DXR	137mm	5 3/8
DXP, DXB, DXS	159mm	6 1/4

See Page 3 for Frame Options.

For Full Size Rail Drawer Fronts, Add Suffix "HG" to Door Code. (MX is Available with Outside Edge Profile)

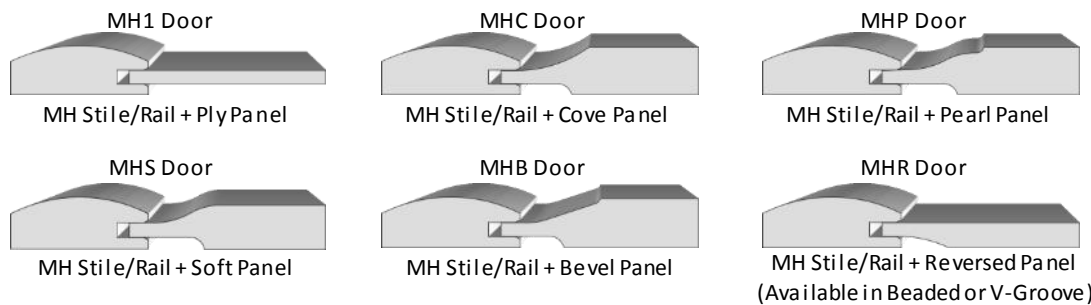
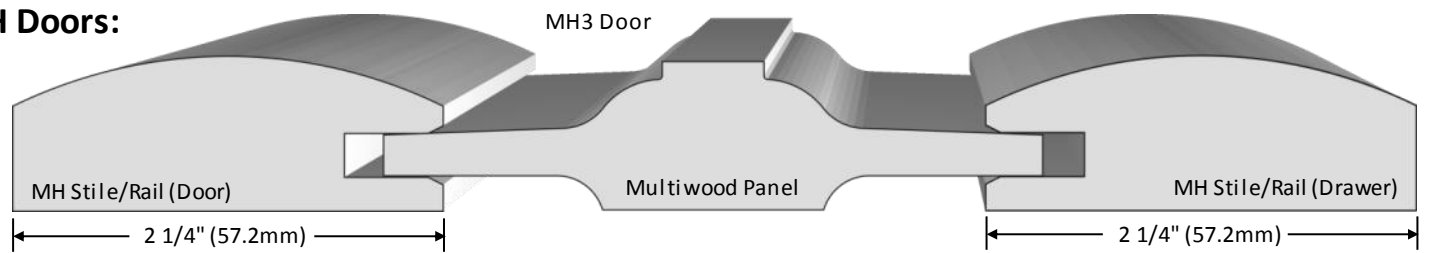
ML Doors:



Minimum Sizes		
Codes	Height & Width	
ML1	169mm	6 5/8
ML3	202mm	7 15/16
MLC	207mm	8 1/8
MLR	200mm	7 7/8
MLP, MLB, MLS	223mm	8 3/4
DL1	127mm	5
DL3	139mm	5 7/16
DLC	143mm	5 5/8
DLR	137mm	5 3/8
DLP, DLB, DLS	159mm	6 1/4

See Page 3 for Frame Options. For Full Size Rail Drawer Fronts, Add Suffix "HG" to Door Code

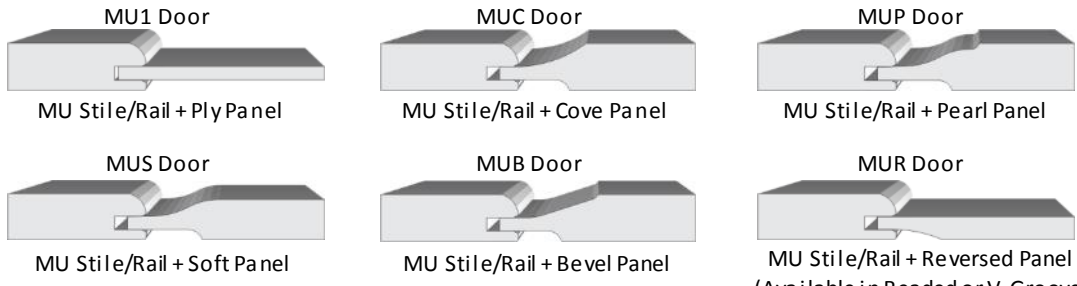
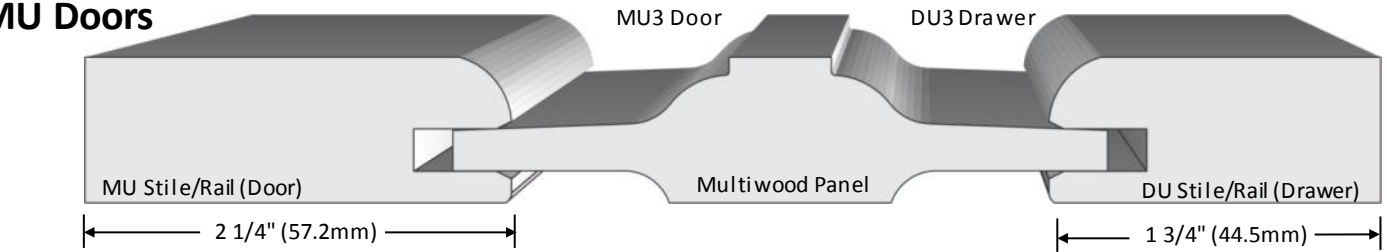
MH Doors:



Minimum Sizes		
Codes	Height & Width	
MH1	131mm	5 1/8
MH3	164mm	6 7/16
MHC	169mm	5 5/8
MHR	162mm	6 3/8
MHP, MHB, MHS	185mm	7 1/4

See Page 3 for Frame Options. For Full Size Rail Drawer Fronts, Add Suffix "HG" to Door Code

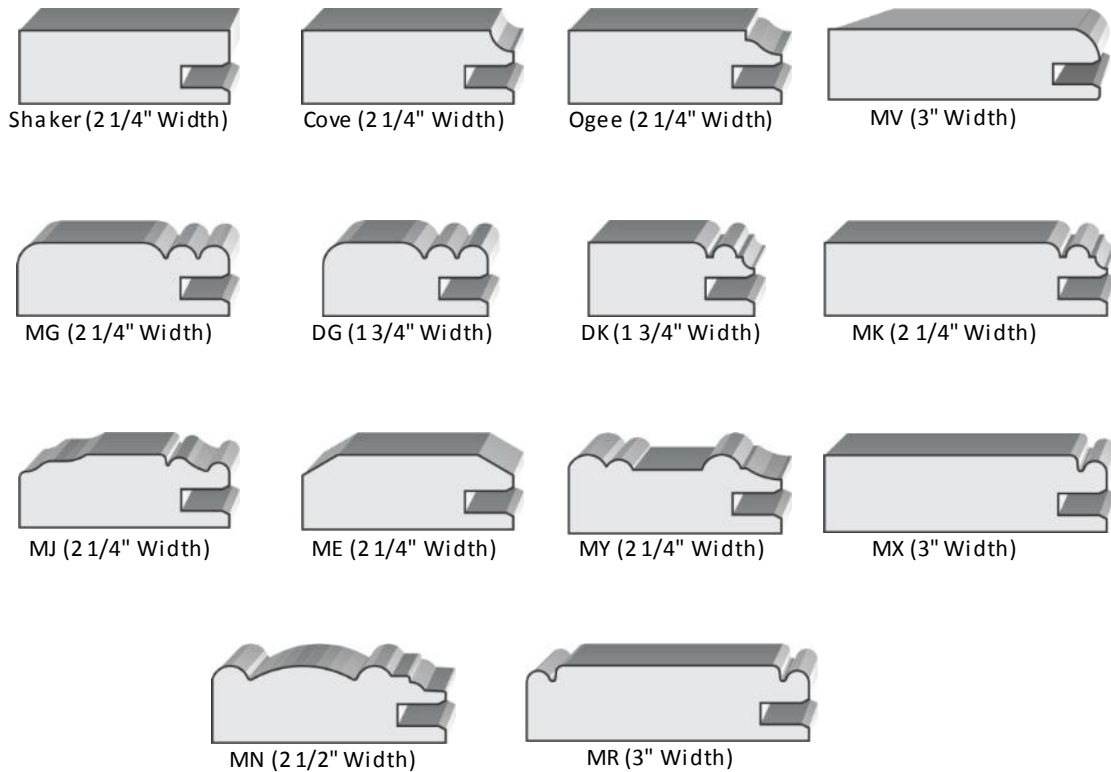
MU Doors



Minimum Sizes		
Codes	Height & Width	
MU1	131mm	5 1/8"
MU3	164mm	6 7/16"
MUC	169mm	5 5/8"
MUR	162mm	6 3/8"
MUP, MUB, MUS	185mm	7 1/4"
DU1	127mm	5"
DU3	139mm	5 7/16"
DUC	143mm	5 5/8"
DUR	137mm	5 3/8"
DUP, DUB, DUS	159mm	6 1/4"

See Page 3 for Frame Options.
 For Full Size Rail Drawer Fronts, Add Suffix "HG" to Door Code. (MU is Available with Outside Edge Profile)

Custom Mitered Doors



Custom Mitered Doors like the ones shown here can be ready for delivery in 3 weeks. Set-up charges will apply. Available with any of our panel options.